



Durable
Beautiful
Elegant
Dependable

MADERA

European style with a flair

Madera is an elegant retractable awning, designed to provide shade on command. It opens and closes simply extending and retracting its arms, either manually, or by sophisticated electronic devices.

When totally retracted, Madera rests discreetly within a few inches from the wall, eliminating any need for winter storage. When extended, either partially or totally, Madera displays the beauty of its fabric. There are hundreds of vivid patterns, specially designed to dress up your home.

Product Features

Durable.

Engineered to satisfy the most stringent mechanical requirements, its arms are tested to last twice the expected life span commonly referred to by the industry and its stainless steel cables in the elbow of its arms are protected with an UV resistant coating to increase their endurance.

Beautiful.

Madera's sleek design has been achieved to enhance the value of your home. With the extensive variety of colors offered today by hundreds of vivid fabrics, the finish of its parts, its compact look when totally retracted, and the elegance of its arms when fully extended, Madera has the look you want.

Elegant.

They say elegance is to stand inconspicuously. The discrete design of Madera is meant to blend with the siding of your house while extending its presence to your immediate outdoor, providing graceful ambiance to any setting. You will appreciate Madera generous size and uncommon strength.

Dependable.


Built only with the finest materials, Madera frames are finished with electrostatic powder coated epoxy paint on all its parts to assure the most durable and yet elegant finishing. Like all Alutex awnings, Madera is covered by a ten-year warranty.




Product Highlights




Madera's front bar is designed with a lower element to increase its inertia to the most demanding flexion deformation.




Madera's pitch adjustment carries a lifetime warranty and responds to arm projections up to 13'.




Built only with the finest materials, Madera employs electrostatic powder coated epoxy paint on all of its casting, brackets and joints to secure the most durable and yet elegant finishes.



Where others have caved in to the use of deformable aluminum for the back structural bar, Alutex employs high gauge galvanized steel further protected by a film of epoxy finish



Engineered to satisfy the most stringent mechanical requirements. Madera's arms are tested to last twice the expected life span commonly referred to by the industry. The exclusive design of their self-locking elbows provides excellent tension to the fabric when fully extended.



The tension of Madera's arms is maintained through double stainless steel cables shielded by UV resistant coating for even higher protection.

Technical Specifications

Width Range	7' to 45' (1/8" increment)	Crank Pitch Control	Optional
Projection Range	4'3", 5'4", 6'11", 8'7", 10'2", 12', 13'	Drop Down Valance	Optional up to 24' width
Side dimension w/Hood	11" H x 11" W	Fabric Options	Over 300 acrylic patterns
Hood	Optional	Leg Kit	Optional
Hood Shape	Round	Standard Frame Color	White, Brown, Cream, Gray, Black
Opening Control Manual	Gear or Motorized		
Installation Option	Wall, Soffit, Roof Mounted	Custom Frame Color	Any RAL color (on request)
Bracket Size	8 1/2" H x 2 3/8" W x 4 3/4" L	Frame Warranty	10 Years
Standard Pitch Control	Bolt Lock System		

CAUTIONARY AND IMPORTANT OPERATING INFORMATION: Retractable Awnings contain strong springs under tension. Retractable awnings are specifically designed to be retracted under inclement weather conditions and be used primarily for sun protection. They are not designed to withstand high winds, heavy rain or snow. During those times, awnings must be fully retracted to prevent damages not covered by warranty.